

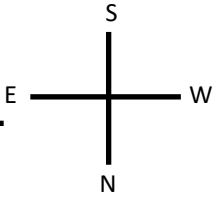


COMMUNITY ROOM SET UP DIAGRAM FOR RENTALS

Dimensions of Room: 64' x 30'



Window

Window

Window

Window

Window

Window

Person Capacity

100 w/Tables & Chairs

Tables Available

14: 8 ft. rectangular (seats 8-10)

4: 6 ft. rectangular (seats 6-8)

1: 4 ft. rectangular (seats 4-6)

10: 6 ft. rounds (seats 6-8)

2: 30 in. pub tables



**COUNTER & KITCHEN
AREA**

DOOR