



VILLAGE OF PALOS PARK

EXHIBIT A - DRIVEWAY REQUIREMENTS

GENERAL NOTES

1. THESE ITEMS REQUIRE VILLAGE INSPECTION AND APPROVAL. ALL INSPECTIONS ARE DONE ON A REQUEST BASIS. IT IS THE CONTRACTORS RESPONSIBILITY TO CALL THE VILLAGE AS WELL AS ALL APPROPRIATE PERMITTING AGENCIES AND MAKE AN APPOINTMENT FOR EACH INSPECTION REQUIRED.
2. AN INSPECTION MAY BE REQUIRED ON SUBGRADES **PRIOR** TO THE INSTALLATION OF THE GRANULAR STONE BASE.
3. **PRIOR** TO POURING, A RE-INSPECTION OF THE STONE BASE IS REQUIRED TO CHECK COMPACTION AND DRAINAGE
4. IT IS THE CONTRACTOR'S RESPONSIBILITY TO MAINTAIN PUBLIC RIGHTS-OF-WAYS INCLUDING ROADWAYS FREE AND CLEAR OF DIRT, DUST AND DEBRIS OF ANY TYPE DURING CONSTRUCTION. IF DIRT OR DEBRIS IS PLACED OR FOUND UPON THE STREET BY EXCAVATION, CONCRETE TRUCKS, CONSTRUCTION OF ANY TYPE ETC. THE CONTRACTOR MAY BE TICKETED.
5. **ALL INSPECTIONS MUST BE SCHEDULED TWENTY-FOUR (24) HOURS IN ADVANCE. PLEASE CALL (708) 671 3721 (8:30AM TO 3:30PM MONDAY THROUGH FRIDAY) TO SCHEDULE INSPECTIONS AND RE-INSPECTIONS WITH BUILDING DEPARTMENT.**

YOUR COOPERATION WILL HELP SPEED UP INSPECTION TIME AND ALSO YOUR CONSTRUCTION TIME INVOLVED BECAUSE OF TIME DELAYS CAUSED BY IMPROPER SCHEDULING OF INSPECTIONS AND RE-INSPECTIONS.

6. PROOF OF ROLLS AND DENSITY TESTING MAY BE REQUIRED; PLEASE CHECK PRIOR TO CONSTRUCTION.
7. ANY DRIVEWAY MAY NOT PROJECT ABOVE STREET AT CONNECTING POINT
8. 15" (MINIMUM) CULVERT MUST BE INSTALLED UNLESS AN EXISTING STORM SEWER IS AVAILABLE AS PER ORDINANCE 1024.04
9. DRIVEWAY MUST BE 4' WIDER THAN GARAGE DOOR
10. NEW DRIVEWAYS MAY NOT BE CLOSER THAN THREE (3) FEET TO A SIDE LOT LINE AND MAY BE REQUIRED TO BE LOCATED FARTHER THAN THREE (3) FEET FROM A SIDE LOT LINE IF NEEDED FOR PROPER GRADING, DRAINAGE, AND RETAINING WALLS AS DETERMINED BY THE VILLAGE APPROVAL OF THE GRADING PLAN ACCORDING TO CHAPTERS 1268, 1286, AND 1466 OF THE VILLAGE CODE. DRIVEWAYS MAY NOT BE MORE THAN TWENTY (20) FEET WIDE AT THE PUBLIC RIGHT-OF-WAY AND A MAXIMUM OF TWENTY-FOUR (24) FEET WIDE AT EDGE OF STREET

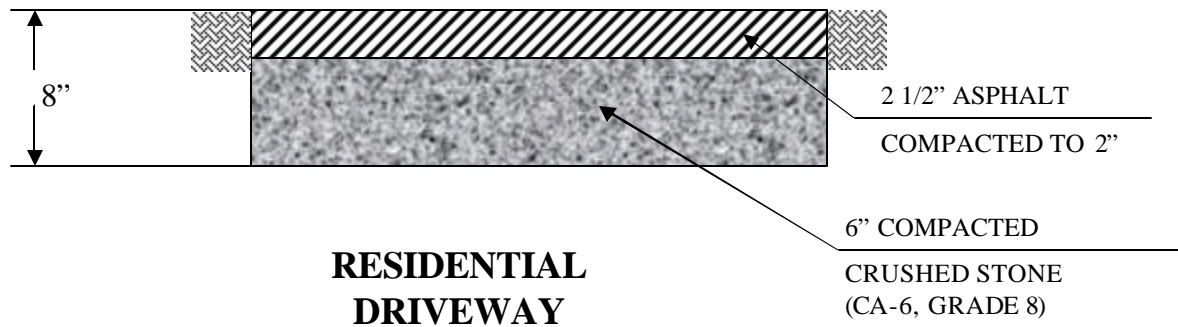
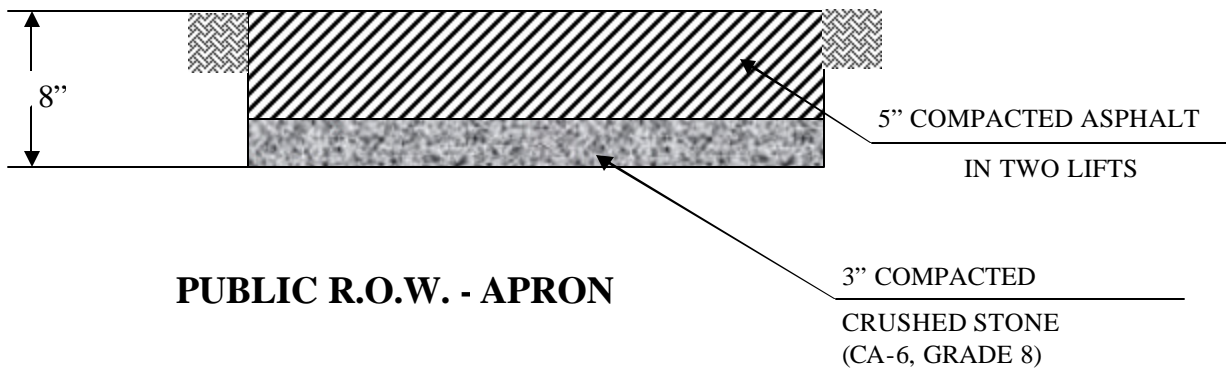
PAVEMENT. EXISTING DRIVEWAYS ARE SUBJECT TO REQUIREMENTS LISTED ABOVE AS DETERMINED BY REVIEW AND APPROVAL OF THE VILLAGE.

11. BRICK/BLOCK PAVERS OR AGGREGATE MATERIAL MAY NOT BE PLACED WITHIN OR OVER A PUBLIC UTILITY EASEMENT IN WHICH THE VILLAGE MAINTAINS A WATERMAIN OR SANITARY SEWER NOR IN ANY VILLAGE R.O.W IN RELATION TO A DRIVEWAY. AN EXCEPTION WILL BE MADE FOR BRICK/BLOCK PAVERS IF THE OWNER IS WILLING TO SIGN A WAIVER RELEASING THE VILLAGE OF PALOS PARK FROM ANY DAMAGE CAUSED TO BRICK/BLOCK PAVER DRIVEWAY DURING THE COURSE OF ANY ROUTINE OR EMERGENCY MAINTENANCE. OWNER WILL BE RESPONSIBLE FOR THE COST OF THE FILING FEE IN ADDITION TO THE PERMIT FEE.
12. SPECIAL AND UNUSUAL SITUATIONS MAY BE CAUSE FOR ADDITIONAL CODE REQUIREMENTS
13. CONTACT JULIE (1-800-892-0123) FOR LOCATES

ASPHALT DRIVEWAYS

1. THE AIR TEMPERATURE IN THE SHADE MUST BE AT LEAST 45° F AND RISING WHEN PLACING ASPHALT SURFACE COURSE. THE TEMPERATURE OF THE ASPHALT MUST BE BETWEEN 250° F AND 350° F WHEN PLACING ASPHALT.

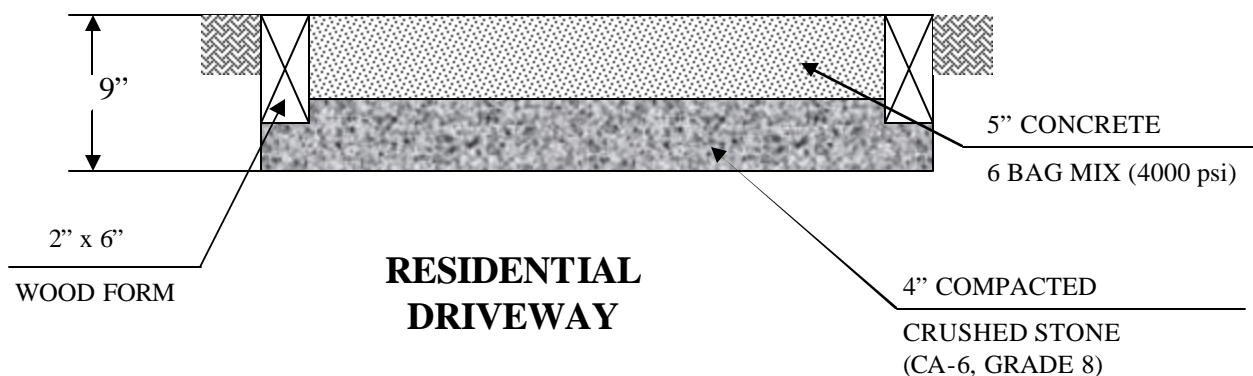
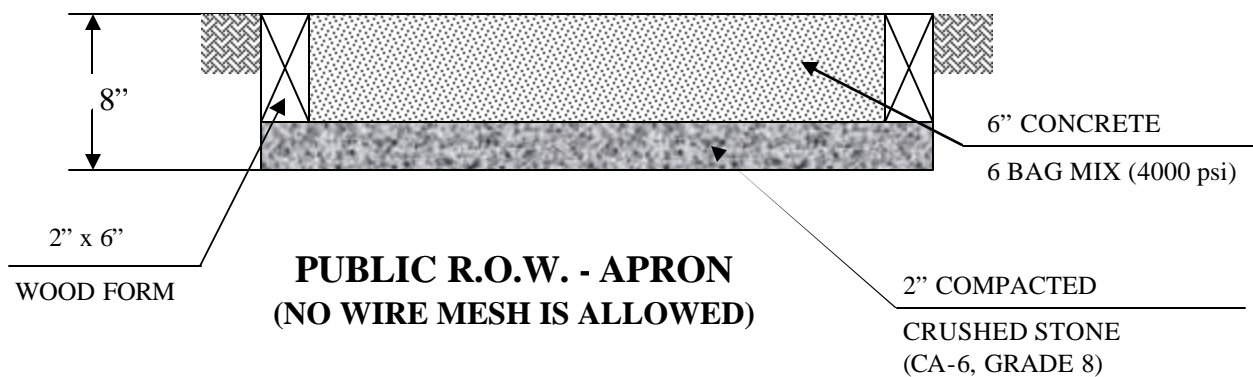
SPECIFICATION



CONCRETE DRIVEWAYS

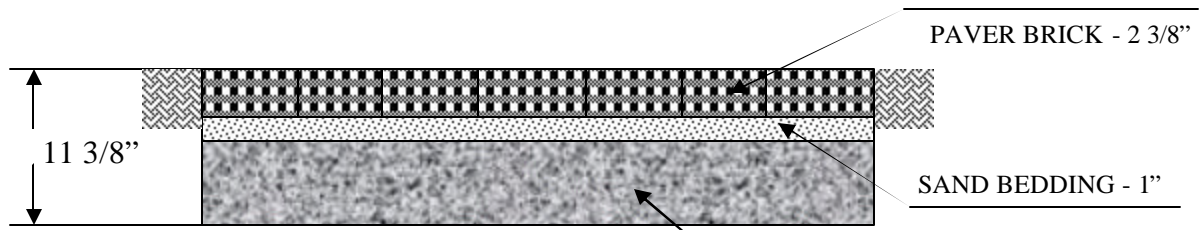
1. PRIOR TO POURING, A RE-INSPECTION OF THE STONE BASE AND FRAMES IS REQUIRED TO CHECK COMPACTION AND DRAINAGE
2. CONCRETE MUST BE PLACED WITHIN 60 MINUTES FROM THE TIME STAMPED ON THE READY MIX PLANT'S DELIVERY TICKET
3. 6 BAG MIX (4000 psi)
4. 3" SLUMP
5. 3% - 8% AIR ENTRAINMENT
6. ½" EXPANSION JOINT MATERIAL BETWEEN STREET AND NEW DRIVEWAY
7. THE CONTRACTOR MUST FOLLOW THE VILLAGE OF PALOS PARK'S COLD WEATHER CONCRETE CONSTRUCTION PROCEDURES, ORDINANCE NO. 2006-01.

SPECIFICATION



BRICK/BLOCK PAVER DRIVEWAYS

SPECIFICATION



PAVER BRICK - 2 3/8"

SAND BEDDING - 1"

**RESIDENTIAL
DRIVEWAY**

**PUBLIC R.O.W. - APRON
WITH WAIVER ONLY
(SEE GENERAL NOTE #11)**

8" COMPACTED
CRUSHED STONE
(CA-6, GRADE 8)

STONE DRIVEWAYS

1. 6" COMPACTED CRUSHED STONE (CA-6, GRADE 8) IS REQUIRED FOR THE BASE IN BOTH DRIVEWAY AND PUBLIC RIGHT OF WAY
2. 2" SELECTED STONE PERMITTED AT THE VILLAGE'S APPROVAL FOR SURFACE DRESSING OF DRIVEWAY AND RIGHT OF WAY.
3. WHERE THE DRIVEWAY MEETS THE EDGE OF PAVEMENT IN THE RIGHT OF WAY, A PERMANENT PAVER OR EDGING IS REQUIRED TO RETAIN THE AGGREGATE, AT THE APPROVAL OF THE VILLAGE
4. PRIOR TO PLACING THE SURFACE DRESSING, A RE-INSPECTION OF THE STONE BASE IS REQUIRED TO CHECK COMPACTION AND DRAINAGE

SPECIFICATION

