



VILLAGE OF PALOS PARK

DRIVEWAY REQUIREMENTS

GENERAL NOTES

1. THESE ITEMS REQUIRE VILLAGE INSPECTION AND APPROVAL. ALL INSPECTIONS ARE DONE ON A REQUEST BASIS. IT IS THE CONTRACTORS RESPONSIBILITY TO CALL THE VILLAGE AS WELL AS ALL APPROPRIATE PERMITTING AGENCIES AND MAKE AN APPOINTMENT FOR EACH INSPECTION REQUIRED.
2. AN INSPECTION MAY BE REQUIRED ON SUBGRADES **PRIOR** TO THE INSTALLATION OF THE GRANULAR STONE BASE.
3. **PRIOR** TO POURING, A RE-INSPECTION OF THE STONE BASE IS REQUIRED TO CHECK COMPACTION AND DRAINAGE
4. IT IS THE CONTRACTOR'S RESPONSIBILITY TO MAINTAIN PUBLIC RIGHTS-OF-WAYS INCLUDING ROADWAYS FREE AND CLEAR OF DIRT, DUST AND DEBRIS OF ANY TYPE DURING CONSTRUCTION. IF DIRT OR DEBRIS IS PLACED OR FOUND UPON THE STREET BY EXCAVATION, CONCRETE TRUCKS, CONSTRUCTION OF ANY TYPE ETC. THE CONTRACTOR MAY BE TICKETED.
5. **ALL INSPECTIONS MUST BE SCHEDULED TWENTY-FOUR (24) HOURS IN ADVANCE. PLEASE CALL (708) 671 3721 (8:30AM TO 3:30PM MONDAY THROUGH FRIDAY) TO SCHEDULE INSPECTIONS AND RE-INSPECTIONS WITH PUBLIC WORKS DEPARTMENT.**

YOUR COOPERATION WILL HELP SPEED UP INSPECTION TIME AND ALSO YOUR CONSTRUCTION TIME INVOLVED BECAUSE OF TIME DELAYS CAUSED BY IMPROPER SCHEDULING OF INSPECTIONS AND RE-INSPECTIONS.

6. PROOF OF ROLLS AND DENSITY TESTING MAY BE REQUIRED; PLEASE CHECK PRIOR TO CONSTRUCTION.
7. ANY DRIVEWAY MAY NOT PROJECT ABOVE STREET AT CONNECTING POINT
8. 15" (MINIMUM) CULVERT MUST BE INSTALLED UNLESS AN EXISTING STORM SEWER IS AVAILABLE AS PER ORDINANCE 1024.04
9. DRIVEWAY MUST BE 4' WIDER THAN GARAGE DOOR
10. DRIVEWAYS MAY NOT BE WITHIN 3' OF SIDE LOT LINE AND NOT MORE THAN 20' WIDE AT PUBLIC RIGHT OF WAY, AND A MAXIMUM OF 24' AT EDGE OF STREET
11. ASPHALT, CONCRETE, PAVERS OR AGGREGATE MAY NOT BE PLACED WITHIN ANY EASEMENTS

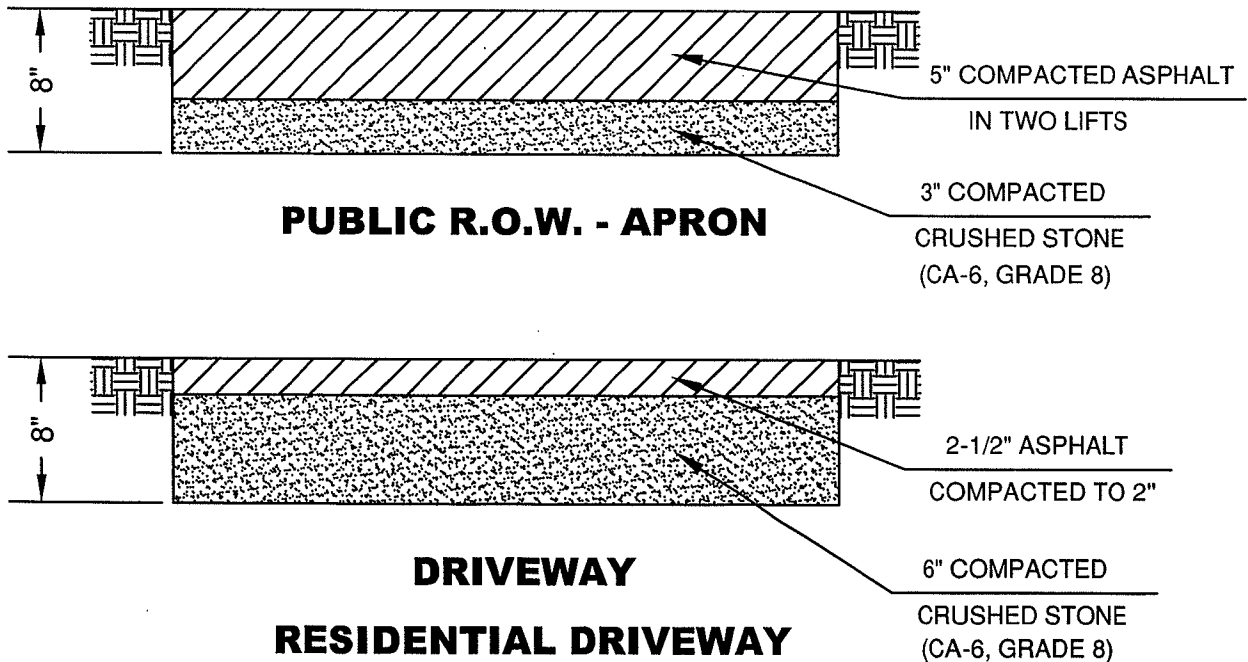
12. SPECIAL AND UNUSUAL SITUATIONS MAY BE CAUSE FOR ADDITIONAL CODE REQUIREMENTS

13. CONTACT JULIE (1-800-892-0123) FOR LOCATES

ASPHALT DRIVEWAYS

1. THE AIR TEMPERATURE IN THE SHADE MUST BE AT LEAST 45° F AND RISING WHEN PLACING ASPHALT SURFACE COURSE. THE TEMPERATURE OF THE ASPHALT MUST BE BETWEEN 250° F AND 350° F WHEN PLACING ASPHALT.

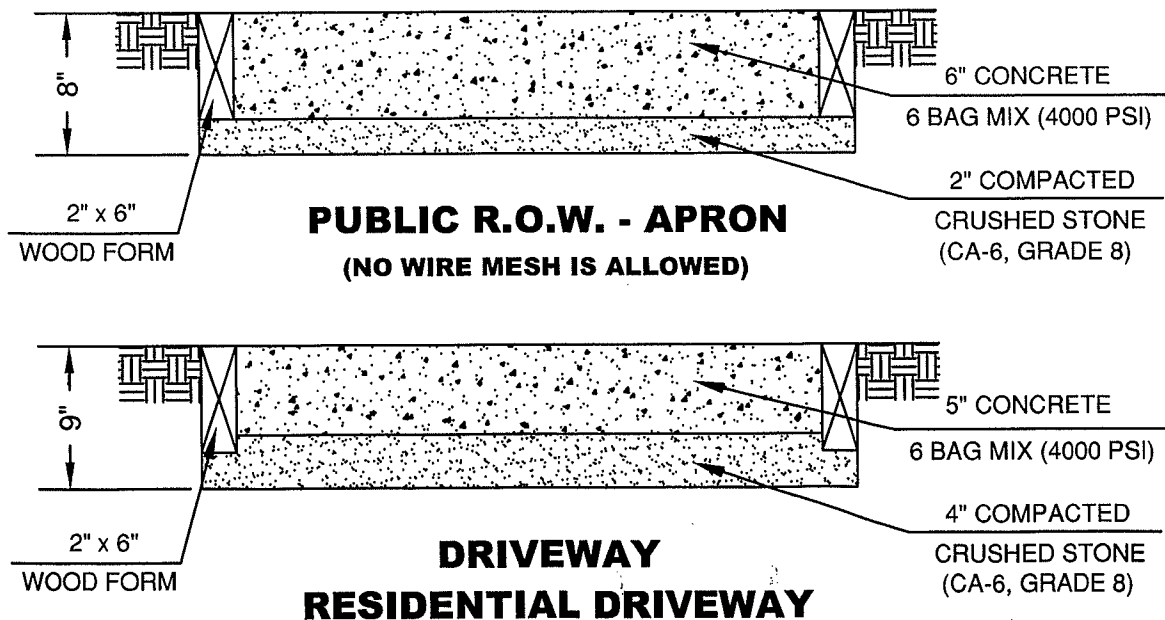
SPECIFICATION



CONCRETE DRIVEWAYS

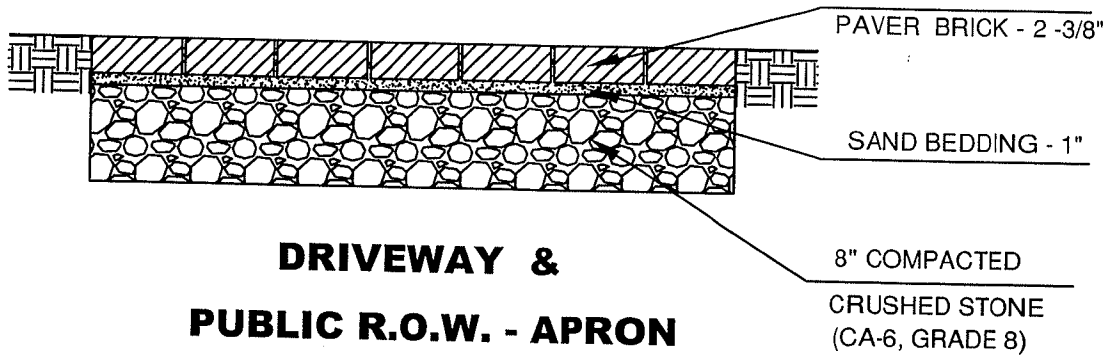
1. PRIOR TO POURING, A RE-INSPECTION OF THE STONE BASE AND FRAMES IS REQUIRED TO CHECK COMPACTION AND DRAINAGE
2. CONCRETE MUST BE PLACED WITHIN 60 MINUTES FROM THE TIME STAMPED ON THE READY MIX PLANT'S DELIVERY TICKET
3. 6 BAG MIX (4000 psi)
4. 3" SLUMP
5. 3% - 8% AIR ENTRAINMENT
6. ½" EXPANSION JOINT MATERIAL BETWEEN STREET AND NEW DRIVEWAY
7. THE CONTRACTOR MUST FOLLOW THE VILLAGE OF PALOS PARK'S COLD WEATHER CONCRETE CONSTRUCTION PROCEDURES, ORDINANCE NO. 2006-01.

SPECIFICATION



BRICK/BLOCK PAVER DRIVEWAYS

SPECIFICATION



STONE DRIVEWAYS

1. 6" COMPACTED CRUSHED STONE (CA-6, GRADE 8) IS REQUIRED FOR THE BASE IN BOTH DRIVEWAY AND PUBLIC RIGHT OF WAY
2. 2" SELECTED STONE PERMITTED AT THE VILLAGE'S APPROVAL FOR SURFACE DRESSING OF DRIVEWAY AND RIGHT OF WAY.
3. WHERE THE DRIVEWAY MEETS THE EDGE OF PAVEMENT IN THE RIGHT OF WAY, A PERMANENT PAVER OR EDGING IS REQUIRED TO RETAIN THE AGGREGATE, AT THE APPROVAL OF THE VILLAGE
4. PRIOR TO PLACING THE SURFACE DRESSING, A RE-INSPECTION OF THE STONE BASE IS REQUIRED TO CHECK COMPACTION AND DRAINAGE